

STEP 1

To create a new account, click on the word “[here](#)”, as indicated by the red arrow in *Figure 1*.

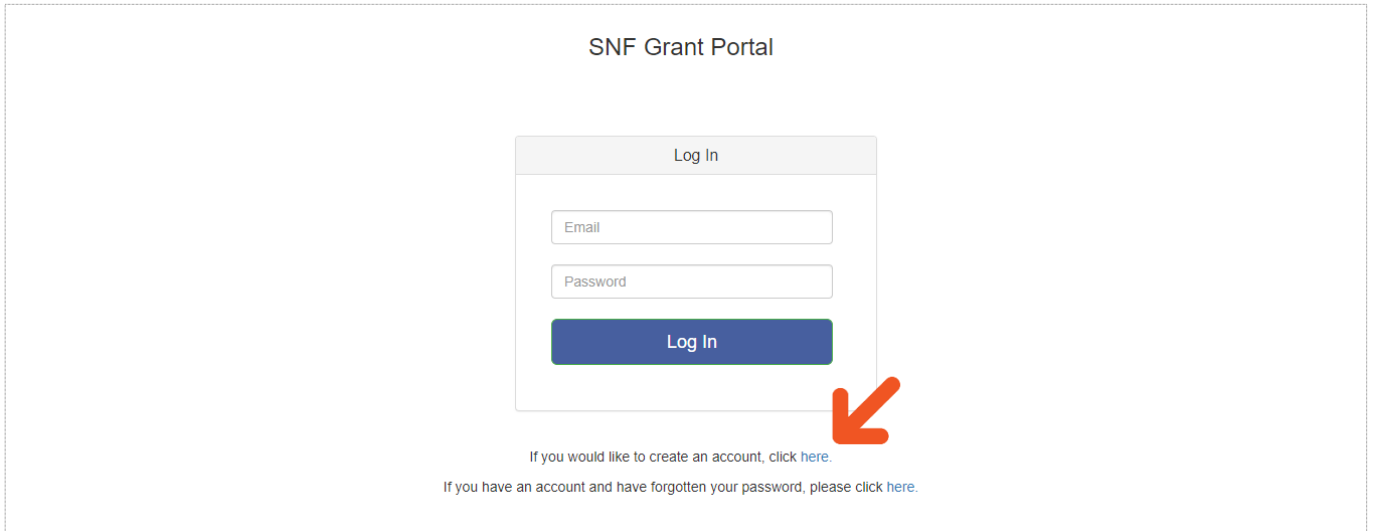


Figure 1

STEP 2

Fill in your name, email address, and phone number. Review the terms and conditions by clicking on the “terms and conditions” hyperlink, then check the “*I agree with the Terms & Conditions*” box if you agree to them. Click the “[Register](#)” button as seen in *Figure 2*.

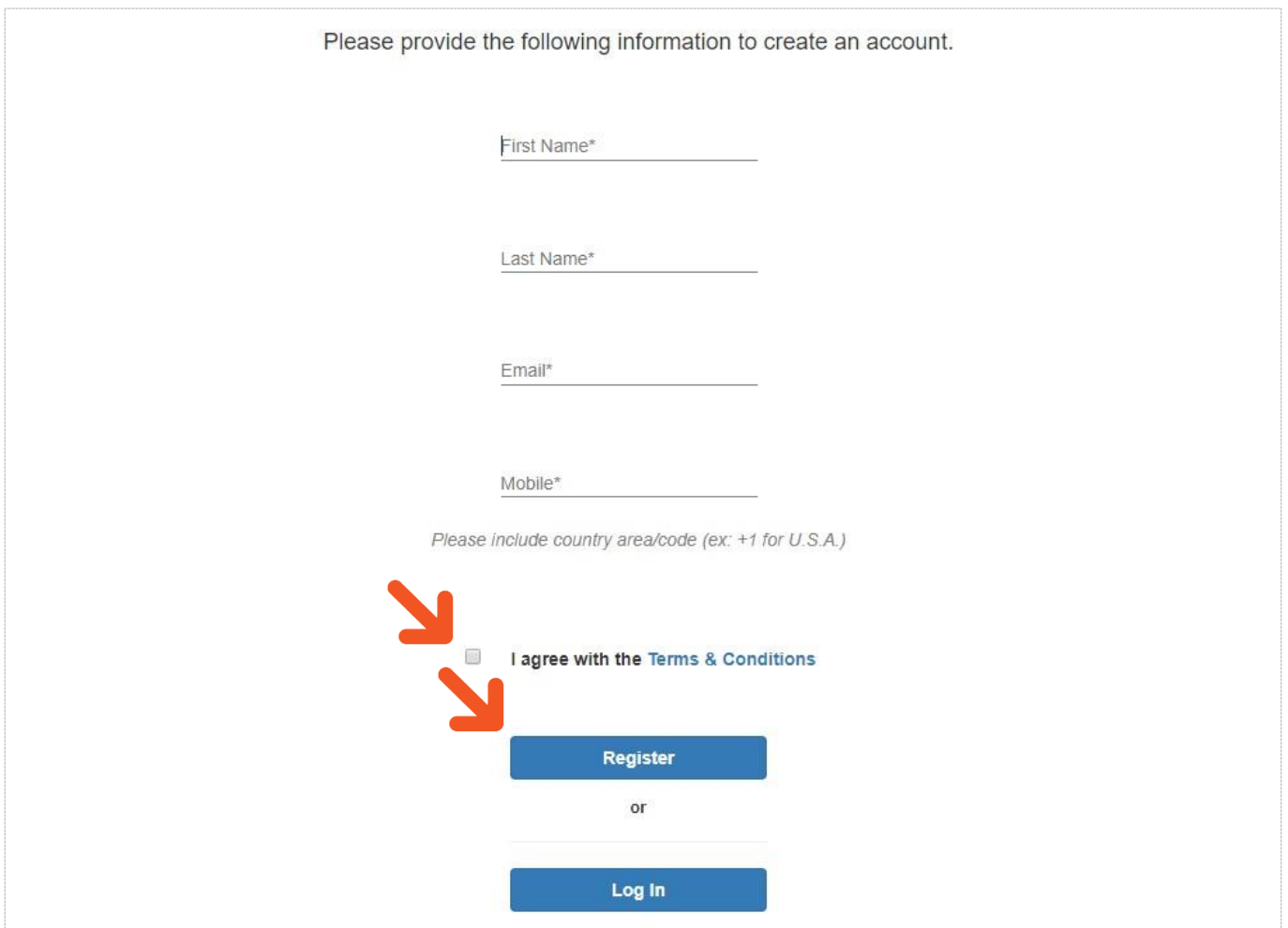


Figure 2

STEP 3

A message indicating that your account was successfully created will appear on the screen (*Figure 3*) and you will receive a confirmation email at the address you provided (*Figure 4*).

Your account was successfully created. To activate your account, please follow the confirmation link sent to your email address.

Figure 3

Thank you for creating an SNF Grant Portal account!

Please click the link below or copy and paste it into your browser to verify your email address and activate your account.

<http://onlineapp.snf.org/Home/VerifyAccount/5ed3eedb-5658-4d3e-a0bf-0822d75bd70f>

Sincerely, The Stavros Niarchos Foundation



Figure 4

STEP 4

Open your email in a separate browser window or tab. When you click the link in the email you received, a message indicating that your account has been activated will appear on the screen (*Figure 5*) and another email containing your password will be sent to you (*Figure 6*).

Your account has been activated. An email with your password has been sent to your inbox.

[← Back to Login](#)

Figure 5

SNF Grant Portal Password Εισερχόμενα x

Stavros Niarchos Foundation [Redacted]
 προς εγώ ▾

Welcome to the SNF Grant Portal!

Through your SNF Grant Portal account, you can submit grant requests and upload additional documents requested.

Your password is: [Redacted]

Please keep your password on file for future use.

We recommend that you familiarize yourself with the Foundation's grantmaking mission, history, and guidelines before submitting a grant request. [Learn More](#)

For questions about technical difficulties with your account, please contact : snfgat@snf.org

Sincerely,
 Stavros Niarchos Foundation

Note: Please do not respond to this e-mail, as it will be directed to an unmonitored mailbox. For questions about technical difficulties with your account, please contact snfgat@snf.org.

Figure 6

STEP 5

Copy your password from the email and click “[Back to login](#)” on the SNF Grant Portal screen as indicated below (*Figure 7*).

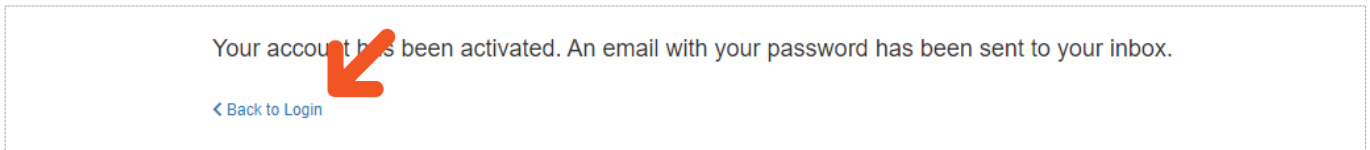


Figure 7

STEP 6

Fill in the username with the email address you provided, insert the password sent in the previous email and press the log in button (*Figure 8*).

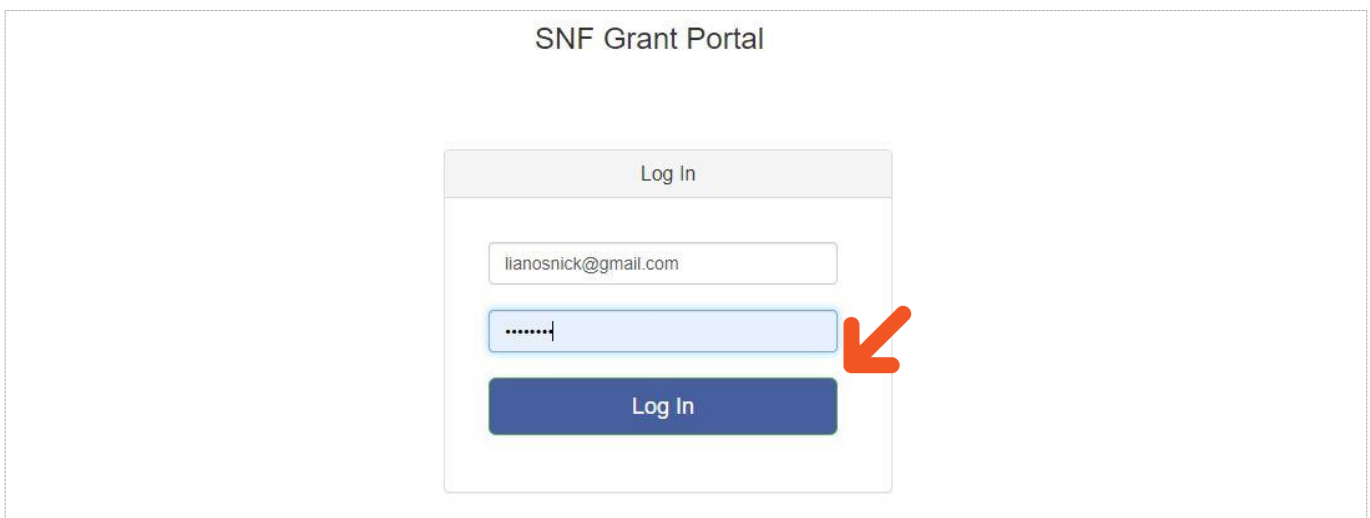


Figure 8

STEP 7

The screen shown in *Figure 9* will appear and a third email with a login code will be sent to you (*Figure 10*). Copy and paste the code in the “[Code](#)” field, and press the “[Submit](#)” button. Note that the code emailed to you must be entered within five minutes. After that time has expired, you will need to repeat the process and receive a new code.

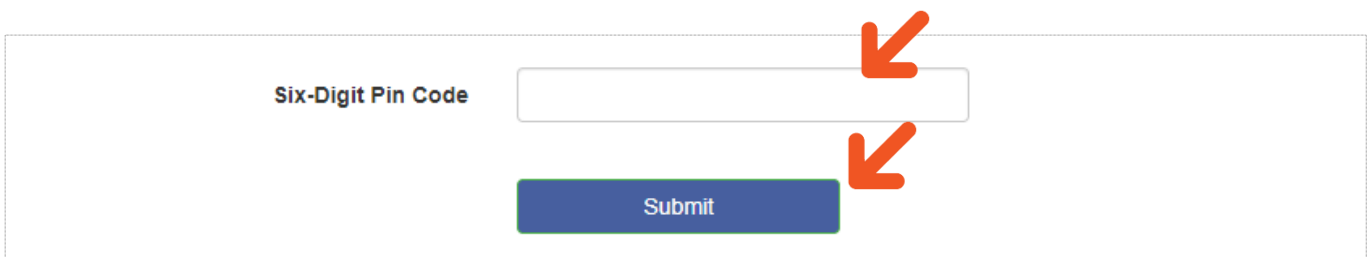


Figure 9

SNF Portal 6Digit Code [REDACTED]

προς εγώ ▾

Hello!

Your six-digit PIN code for the SNF Grant Portal is: 297639

Please copy and paste this code into the box in the SNF Grant Portal browser window. This code will remain valid for five minutes.

Sincerely,

The Stavros Niarchos Foundation

Figure 10